



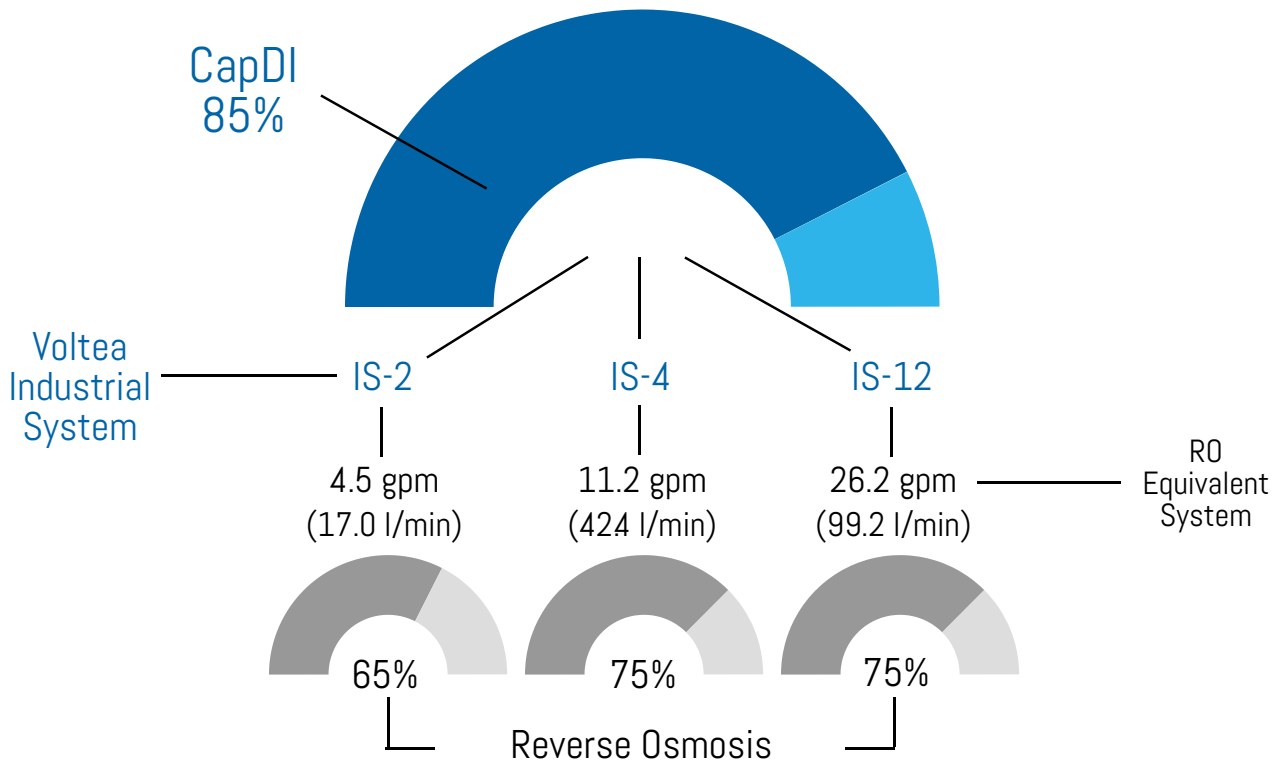
CapDI[®] vs RO

TECHNICAL COMPARISON

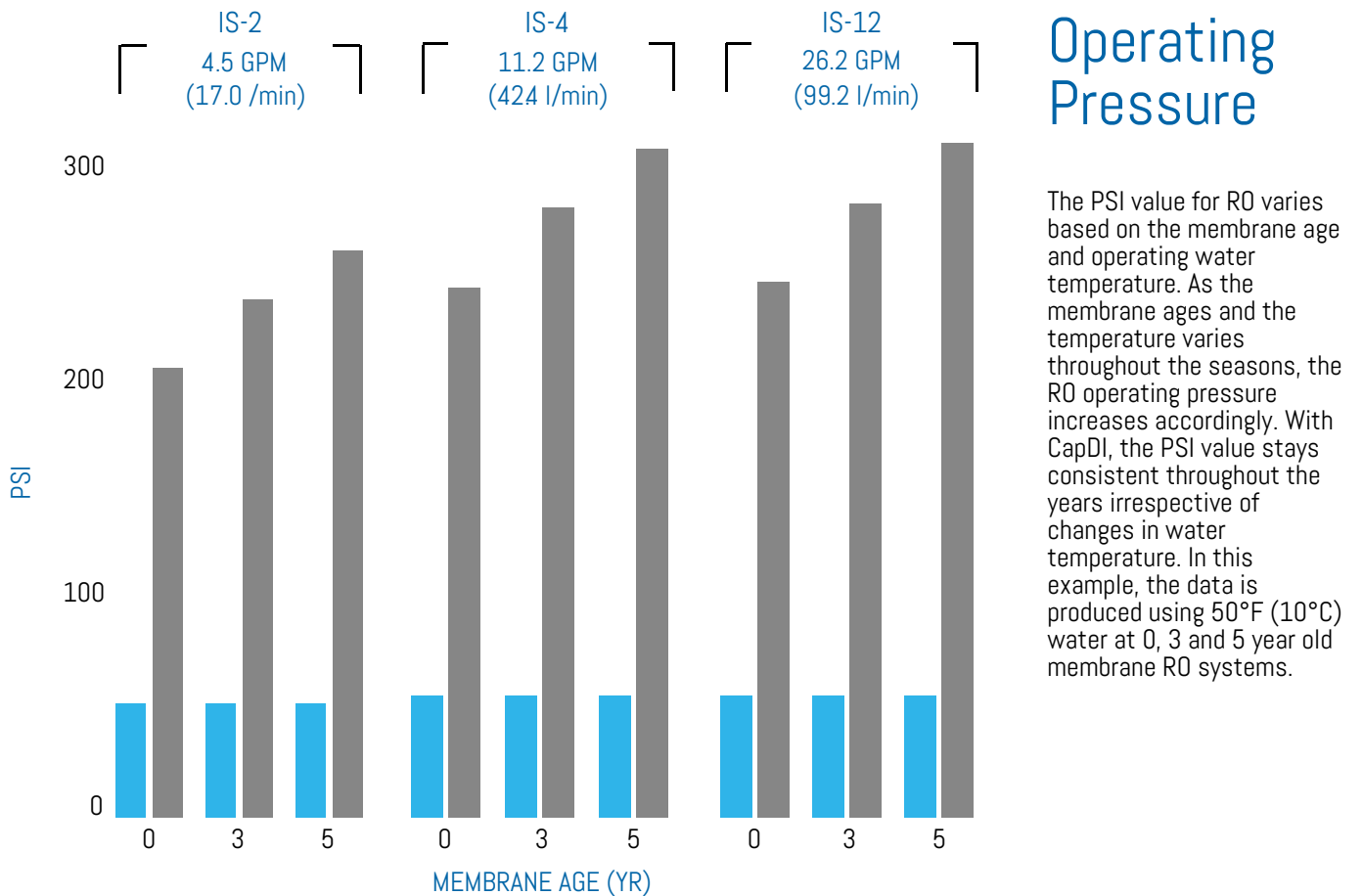
500 ppm

This document represents the technical comparison between Voltea's CapDI technology and conventional reverse osmosis based on product and sales figures. Data included reflects 500 ppm TDS and 50°F (10°C) feed water for the study of low water temperature effects. System sizing is based on Voltea's line of Industrial Series Systems IS-2, IS-4 and IS-12, and their equivalent sized RO systems at a membrane age of 0, 3 and 5 years.

Design Water Recovery

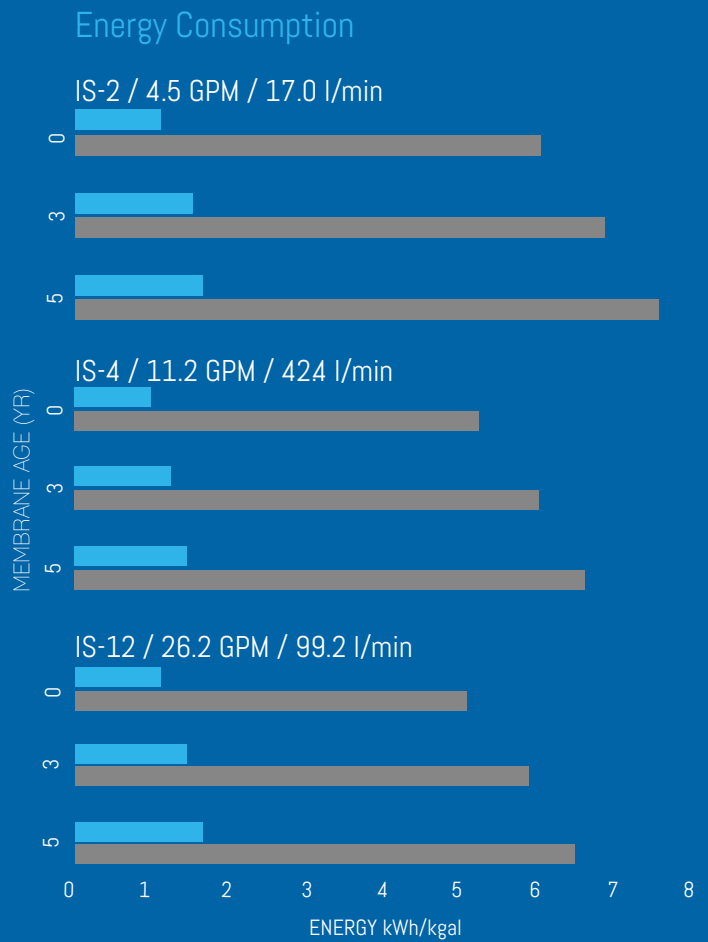
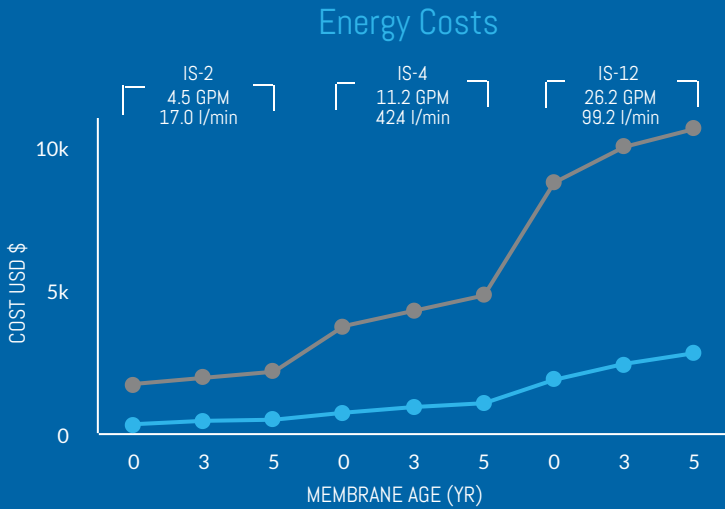


Design water recovery for CapDI remains consistent up to 85% over all system sizes, compared to RO which varies depending on system size and configuration.



Energy Consumption & Costs

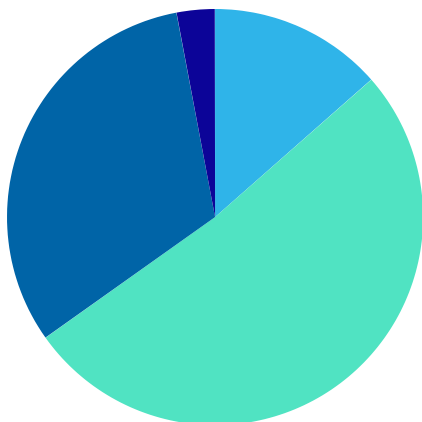
Voltea's CapDI is the industry leader in deionization as shown by these standout performance statistics on energy consumption and associated costs.



Cost of Ownership

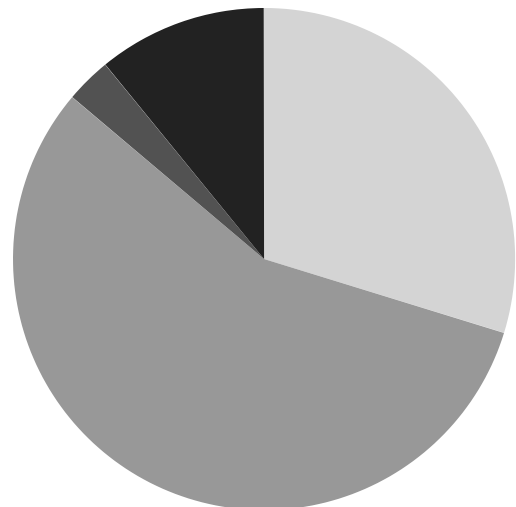
The cost of ownership for both CapDI and RO has been broken down into four categories; energy, waste water, module/membrane replacement, and CIP/maintenance costs. These figures represent the IS-12 CapDI system and its equivalently sized RO system over 5 years of ownership.

CapDI
Estimated Annual Cost of \$20,630



Energy (13.53%) Waste Water (51.64%)
Mod Replace (31.87%) CIP/Maint. (2.96%)

RO
Estimated Annual Cost of \$35,670



Energy (29.76%) Waste Water (56.41%)
Mem Replace (2.94%) CIP/Maint. (10.89%)

Contact a Voltea Sales Representative to discuss how we can evaluate your water quality and size a system for you!

www.voltea.com info@voltea.com +1.469.620.0133

CapDI[®] vs TECHNICAL COMPARISON RO

500 ppm

All Voltea trademarks and logos are owned by Voltea. All other brand or product names are trademarks or registered marks of their respective owners. Because we are continuously improving our products and services, Voltea reserves the right to change specifications without prior notice. Voltea is an equal opportunity employer.

CapDI vs RO Technical Comparison at 500 ppm © 2016. All rights reserved.